

# Chicago School-to-Prison Pipeline

## School-based Youth Arrests

Arrests on CPS properties:<sup>1</sup>

**↓ 23%**  
decline in youth  
school-based arrests

2010: **5,500+**  
2011: **4,959**  
2012: **4,287**


On average, **25 students** are arrested in Chicago Public Schools each day<sup>2</sup>

### IN 2012:

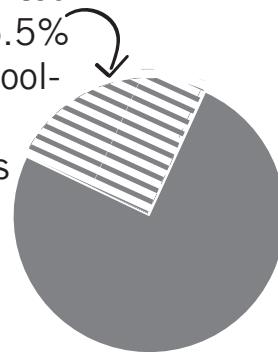
Young men comprised 68% of those arrested on CPS properties



Black youth represented 42% of CPS students



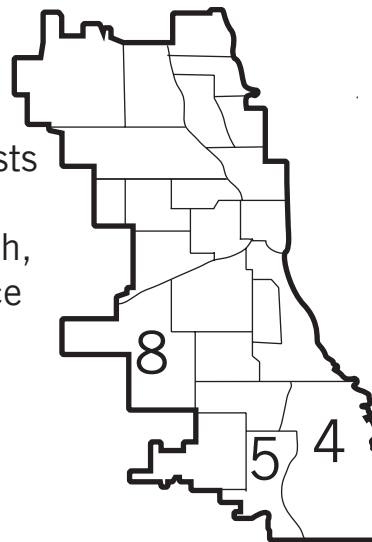
... but accounted for 75.5% of school-based arrests



**86% of arrests** happened in school buildings

**84% of arrests** were for misdemeanor offenses

30% of youth school-based arrests on CPS properties occurred in the 8th, 5th, and 4th police districts



CPS arrest data: Policing Chicago Public Schools Vol. 2 – <http://cpdincps.com/>  
 1 2010: youth under 18; 2011, 2012: youth 18 & under  
 2 <http://chiyouthjustice.wordpress.com/2012/04/27/25-arrests-a-day-on-cps-properties/>